




OVERHEAD DOOR SUPPLY

A100 FLUSH PANEL




AVAILABLE LENGTHS:
8, 9, 10, 12, 14, 16, 18, 20



* Custom Colors/Painting Available

A300 SHORT PANEL



AVAILABLE LENGTHS:
8, 9, 10, 12, 16



A400 SHORT PANEL CARRIAGE



AVAILABLE LENGTHS:
8, 9, 10, 12, 16



* Custom Colors/Painting Available


A600 LONG PANEL CARRIAGE



AVAILABLE LENGTHS:
8, 9, 10, 16




COMMERCIAL FLUSH PANEL



AVAILABLE LENGTHS:
8, 10, 12, 14, 16, 18, and 20


* Custom lengths up to 30' available upon request



* Custom Colors/Painting Available

White

Short Panel Clear



Long Panel Clear



Arched Madison Long Panel



Madison Long Panel



Stockton Short Panel



Stockton Long Panel



Commercial Window



* Glass Available in Clear,
Frosted and Tinted



ThermoLOCK Insulation Technology

17.1
R-Value

17.1 R-VALUE
Foamed-in-place
2" Polyurethane Section
with Higher R Value



ENERGY EFFICIENCY
Best Insulation
Provide your home with
year-round comfort



THERMAL BREAK
Tongue and Groove
section for better
thermal break



HIGHER DURABILITY
3 Layered Construction
Enhanced Strength
Increased Durability



NOISE CONTROL
Dense Polyurethane
Section Reduce
Operating Noise



RUST PREVENTION
Layered Coating
System adds additional
protection



Toll free 866-645-1890 | Direct 403-786-3039

4816 45 Street, Lacombe

sales@directoverheaddoor.ca

